

# Course 1 : Stay at Shuzenji

## 1st day

Start!

○ Mishima Sta.  
3 min. on foot

**8 Mishima City Riverfront Route** 10:03  
(Genbei River, Komoike Park, Hasunuma River, Shirataki Park, etc.)



Genbei River

Mishima eel

3 min. on foot  
○ Mishima-Tamachi Sta.  
Izuhakone Line  
○ Izu-Nagaoka Sta.  
Taxi (Extra charge)

**9 Nirayama Reverberatory Furnaces** 12:30



Taxi (Extra charge)  
○ Izu-Nagaoka Sta.  
Nagaoka Spa Loop Line  
○ Izunokuni city office  
5 min. on foot

**4 Izu-no-Kuni Panorama Park** 13:45

5 min. on foot  
○ Izunokuni city office  
Nagaoka Spa Loop Line  
○ Izu-Nagaoka Sta.  
Izuhakone Line  
○ Shuzenji Sta.  
Shuzenji Spa Line  
○ Shuzenji Onsen-ba

**5 Shuzenji Spa Resort** 16:30

Stay Overnight ★



## 2nd day

9:00


○ Shuzenji Onsen-ba  
Shuzenji Spa Line  
○ Shuzenji Sta.  
Izuhakone Line  
○ Izu-Nagaoka Sta.  
Numazu ~ Izu-Nagaoka Line  
○ Goyotei  
5 min. on foot

**10 Numazu Imperial Villa Memorial Park** 10:30



5 min. on foot  
○ Goyotei  
Numazu ~ Izu-Nagaoka Line  
○ Numazu Sta.  
Numazu-Port Line  
○ Numazu Port

**1 Numazu Port** 12:45



At Numazu Port, you can enjoy fresh seafood from Suruga Bay, Japan's deepest bay. The port also boasts Japan's first deep sea aquarium and View-O, one of Japan's biggest observation water gates.

○ Numazu Port  
Numazu-Port Line  
○ Numazu Sta.

**11 Numazu Nakamise Street** 15:00



○ Numazu Sta.  
Numazu ~ Mishima Line  
○ Mishima Sta. 16:45

# Course 2 : Stay at Izu-Nagaoka

## 1st day

Start!


○ Mishima Sta.  
Mishima ~ Numazu Line  
○ Numazu Sta.  
Numazu-Port Line  
○ Numazu Port

**1 Numazu Port** 11:00



○ Numazu Port  
Numazu-Port Line  
○ Numazu Sta.  
Numazu ~ Izu-Nagaoka Line  
○ Onsen Sta.

**2 Nagaoka Spa Resort** 14:00



○ Onsen Sta.  
Izu-Nagaoka ~ Izu-Mito Sea Paradise Line  
○ Izu-Mito Sea Paradise

**3 Izu-Mito Sea Paradise** 15:00



○ Izu-Mito Sea Paradise  
Izu-Nagaoka ~ Izu-Mito Sea Paradise Line  
○ Onsen Sta.

**2 Nagaoka Spa Resort** 17:00



○ Onsen Sta.  
Izu-Nagaoka ~ Izu-Mito Sea Paradise Line  
○ Izu-Mito Sea Paradise

## 2nd day

○ Onsen Sta.  
10 min. on foot

**4 Izu-no-Kuni Panorama Park** 9:00

Enjoy the panoramic view of magnificent nature including Mt. Fuji, Suruga Bay, and Amagi Mountain Range.



3 min. on foot  
○ Izunokuni city office  
Izu-Nagaoka ~ Izu-Mito Sea Paradise Line  
○ Izu-Nagaoka Sta.  
Izuhakone Line  
○ Shuzenji Sta.  
Shuzenji Spa Line  
○ Shuzenji Onsen-ba

**5 Shuzenji Spa Resort** 11:30

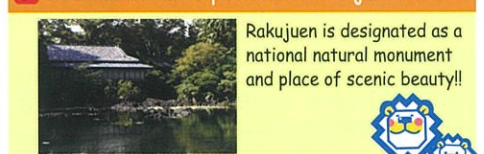
○ Shuzenji Onsen-ba  
Shuzenji Spa Line  
○ Shuzenji Sta.  
Izuhakone Line  
○ Mishima-Tamachi Sta.  
5 min. on foot

**6 Mishimataisha (Shrine) · TAISHANOMORI** 14:30



5 min. on foot  
○ Mishima-Tamachi Sta.  
Izuhakone Line  
○ Mishima Sta.  
1 min. on foot

**7 Mishima Municipal Park Rakujuen** 16:00



Rakujuen is designated as a national natural monument and place of scenic beauty!!  
1 min. on foot  
○ Mishima Sta. 16:30